




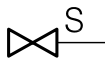




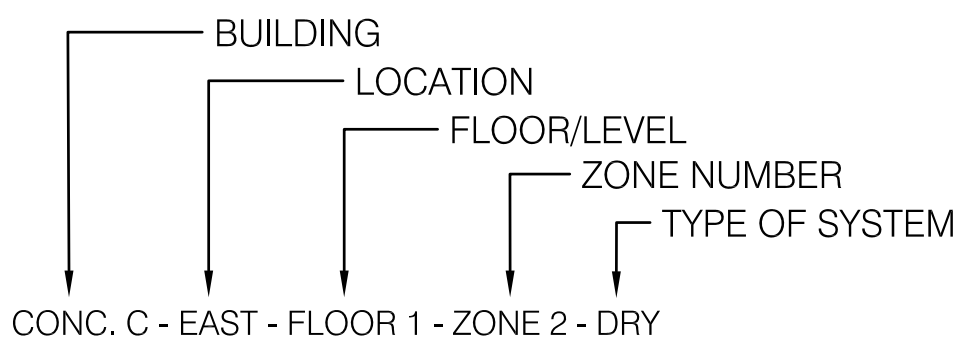
## FIRE PROTECTION SYMBOLS:

<u>SYMBOL</u>	<u>DESCRIPTION</u>
—————FDC—————	FDC INTERTIE
————— F —————	FIRE PROTECTION
————— SPR —————	FIRE SPRINKLER (WET)
————— DP —————	DRY PIPE SPRINKLER
PA —————	PREACTION SPRINKLER
—————  FDC	FIRE DEPARTMENT CONNECTION
 SO	STANDPIPE OUTLET
 SOC	STANDPIPE OUTLET CABINET
—————  —————	FLOW SWITCH
—————  —————	PRESSURE SWITCH
 S	SUPERVISED SHUT-OFF VALVE
 DPV	DRY PIPE VALVE ASSEMBLY
 PAV	PREACTION VALVE ASSEMBLY
.....	FIRE SPRINKLER ZONE BOUNDARY

2181 FIRE PROTECTION SYMBOLS  
SCALE: NTS

## FIRE SPRINKLER ZONE IDENTIFICATION:

### FULL ZONE IDENTIFICATION



### ABBREVIATED ZONE IDENTIFICATION

C-E-1-2-D

2181 FIRE PROTECTION ZONE IDENTIFICATION  
SCALE: NTS