




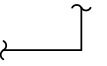
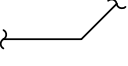
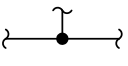
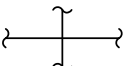
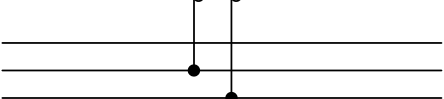
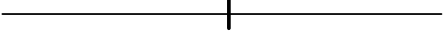

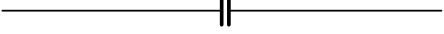





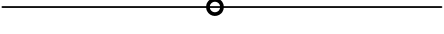
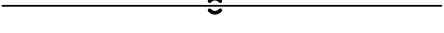






MISCELLANEOUS FITTINGS AND SYMBOLS:

<u>SYMBOL</u>	<u>DESCRIPTION</u>
	DIRECTION OF FLOW
	DIRECTION OF SLOPE
	PIPE SLEEVE
	REDUCER
	ANCHOR
	ELBOW (90°)
	ELBOW (90°)
	TEE
	CROSS
	PIPING CONNECTIONS
	JOINT OR COUPLING POINT
	UNION
	FLANGED CONNECTION
	CAP
	PLUG OR BLIND FLANGE
	RISER
	ELBOW UP
	ELBOW DOWN
	TEE UP
	TEE DOWN
	HORIZONTAL TEE
	FLEXIBLE CONNECTION
	BALL JOINT
	MECHANICAL COUPLING