


# SCHEMATIC AND ONE-LINE DIAGRAM SYMBOLS:

## PREFERRED SYMBOL

## DESCRIPTION



PANELBOARD



POTHEAD



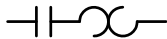
STRESS CONE



RESISTOR



SHUNT TRIP



MAGNETIC STARTER

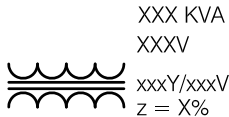


GROUND FAULT CIRCUIT INTERRUPTER



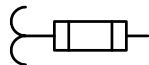
XXX KW  
XXXV-x0  
GENERATOR

GENERATOR



XXX KVA  
XXXV  
xxxY/xxxV  
z = X%

XFMR - DRY TYPE



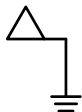
XFMR - POTENTIAL



XFMR - CURRENT



3-PHASE 3-WIRE CONNECTION



CORNER GROUNDED DELTA



3-PHASE 4-WIREWYE CONNECTION



ADJUSTABLE FREQUENCY DRIVE



BUSDUCT OR BUSWAY

2672

SCHEMATIC AND ONE-LINE DIAGRAM SYMBOLS 2

SCALE: NTS