



PDX COMMUNITY ADVISORY COMMITTEE

CHARTING A COURSE FOR PDX

May 22, 2024

Agenda

1:35-1:45 pm	<u>Break</u>	10 min	
1:45-2:10 pm	<u>Impact Reduction Program Update</u> <ul style="list-style-type: none">• Presentation• Discussion/Questions	25 min	Sheree Temple, Port
2:10-2:35 pm	<u>Resilience Program Update</u> <ul style="list-style-type: none">• Presentation• Discussion/Questions	25 min	Danelle Peterson, Port
2:35-2:50 pm	<u>Roundtable</u>	15 min	PDX CAC Members
2:50-3:00 pm	<u>Meeting Wrap-Up</u>	10 min	



CAC Group Agreements

PDX Community Advisory Committee members, staff and attendees will participate in good faith, which means:

1. Arrive on time and prepared to participate
2. Contribute with honesty, fairness and respect
3. Speak in a clear and concise manner
4. Listen to others without interrupting
5. Allow others to say what is true for them without fear of reprisal
6. Work toward fair and practical recommendations that reflect the diverse interests of the CAC and the public
7. Reach consensus and closure on issues (respect the process)

PDX CAC Charge

Support meaningful public dialogue related to PDX planning and development;

Provide an opportunity for the public to inform decision-making related to PDX;

and Increase public awareness about PDX and affected communities.





PDX COMMUNITY ADVISORY COMMITTEE
CHARTING A COURSE FOR PDX

CAC Chair Report



Nickole Cheron

PDX Access



Public Comment

ZOOM INSTRUCTIONS

1. **Add your full name** to the Q&A box if you want to comment
2. The facilitator will call your name when it is your turn to speak
3. When your name is called, there will be a brief pause as Zoom removes and reintroduces you to the meeting as a “Panelist”
4. When you return, please **unmute your audio** and **start video** before speaking
5. When your time is complete, you will be reassigned as an “Attendee”





PDX COMMUNITY ADVISORY COMMITTEE
CHARTING A COURSE FOR PDX

PDX Updates



Dan Pippenger
Chief Aviation Officer



PDX 2045 Aviation Demand Forecast



Aaron Ray

Senior Manager, Aviation Long-Range Planning



PDX 2045 Aviation Forecast Update

PDX Community Advisory Committee

Aaron Ray, AICP

May 22, 2024

Today's Talk

- What types of forecasts are we doing in PDX 2045?
- What does PDX look like today in terms of passengers & operations?
- What are we forecasting in the short and long terms?

Forecast Elements

Passengers

- Domestic and International
- Origin & Destination (O&D) and Connecting
- Additional Breakdown As Needed:
 - Airline
 - Terminal
 - Point of Origin

Operations

- Mainline and Regional Passenger Operations
- Cargo
- Air Taxi
- General Aviation
- Military
- Fleet Mix

Other Activity and Metrics

- Peaking Characteristics (seasonal, daily and hourly)

What we've looked at so far

What's ahead

Sources of Data and Information

- Airport Reports
- FAA Operations Network (provides detail of operations)
- Published Airline Schedules
- U.S. Department of Transportation airline data
- MIDT (passenger bookings data)
- Other Forecasts: FAA TAF and Aerospace Forecasts; Boeing and Airbus Forecasts
- Woods & Poole – historical and forecast socioeconomic variables by city, CSA/MSA, county, state and total U.S. (recognized by FAA but can consider other local sources for comparison)


In 2023 at PDX...

There were ~16.5 million annual passengers.



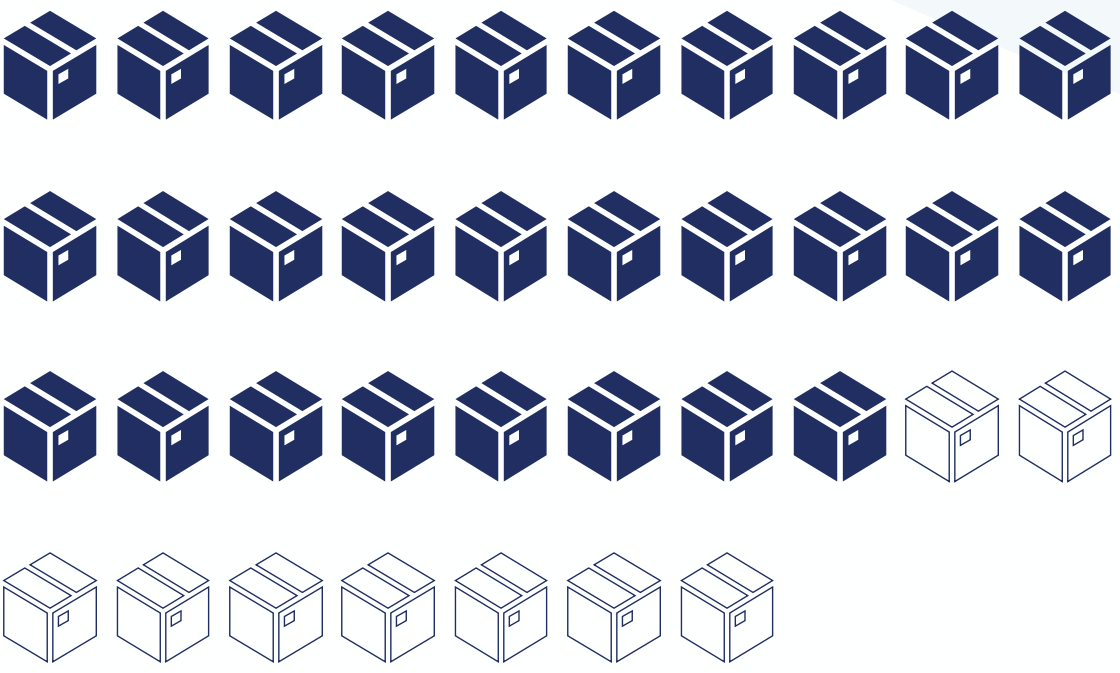
The historic high:
~20 million in 2019

There were ~190,000 takeoffs and landings.



The historic high:
~330,000 in 1997

There were ~280,000 metric tons of cargo processed.



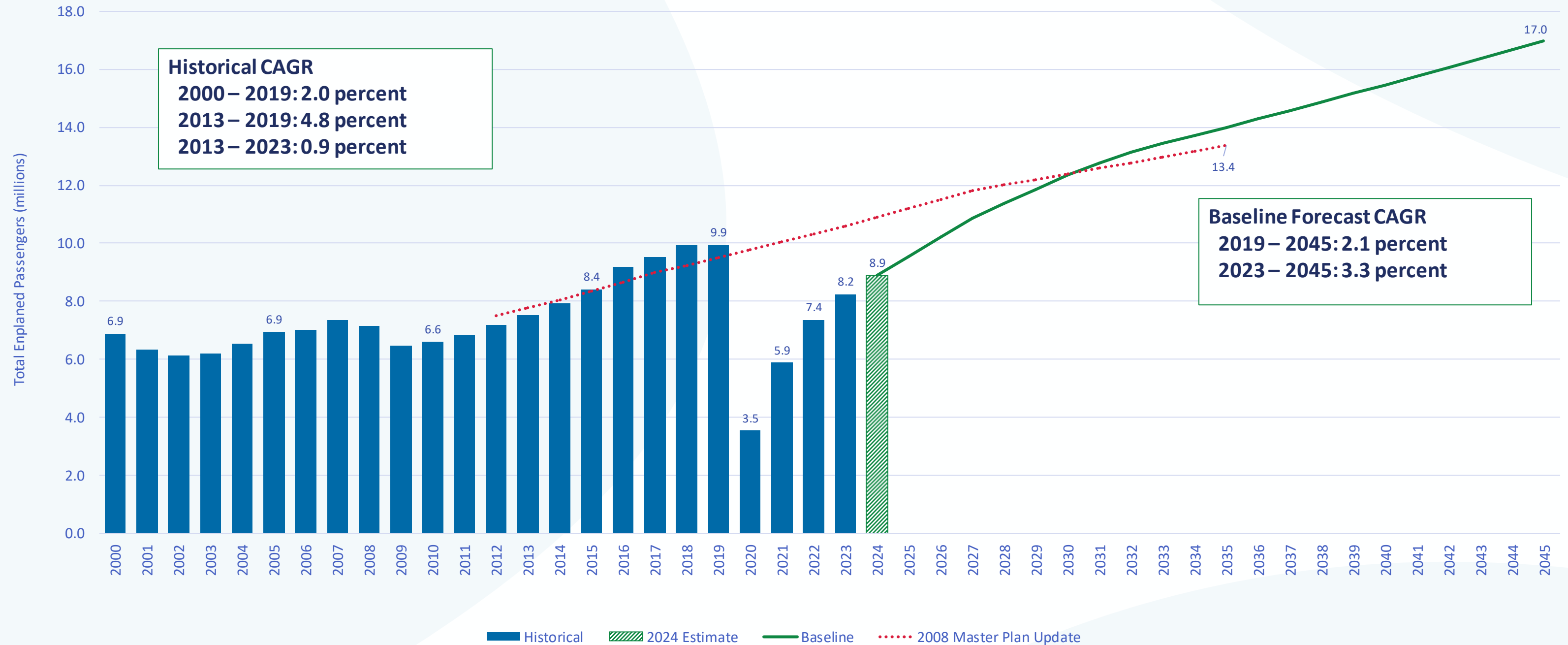
The historic high:
~370,000 in 1997

Forecast Headlines

- **Slower but steady COVID Recovery:** 17.8 MAP in 2024, 19 MAP in 2026, 21 MAP in 2027.
- **Long-Term Growth Eventually Resumes:** Return to “new normal” annual growth surpassing Airport Futures forecast in 2030.
- **Ample Airfield Capacity:** Operations growth remains below Airport Futures projections through 2045.
- **Today’s Role Persists:** Mainly origin & destination traffic (89%) with about 91% domestic/9% international passenger split.
- **Cargo Growth Remains Volatile:** Fresh look at cargo assumptions resets prior forecasts, projects modest growth.

Passenger Forecast Summary

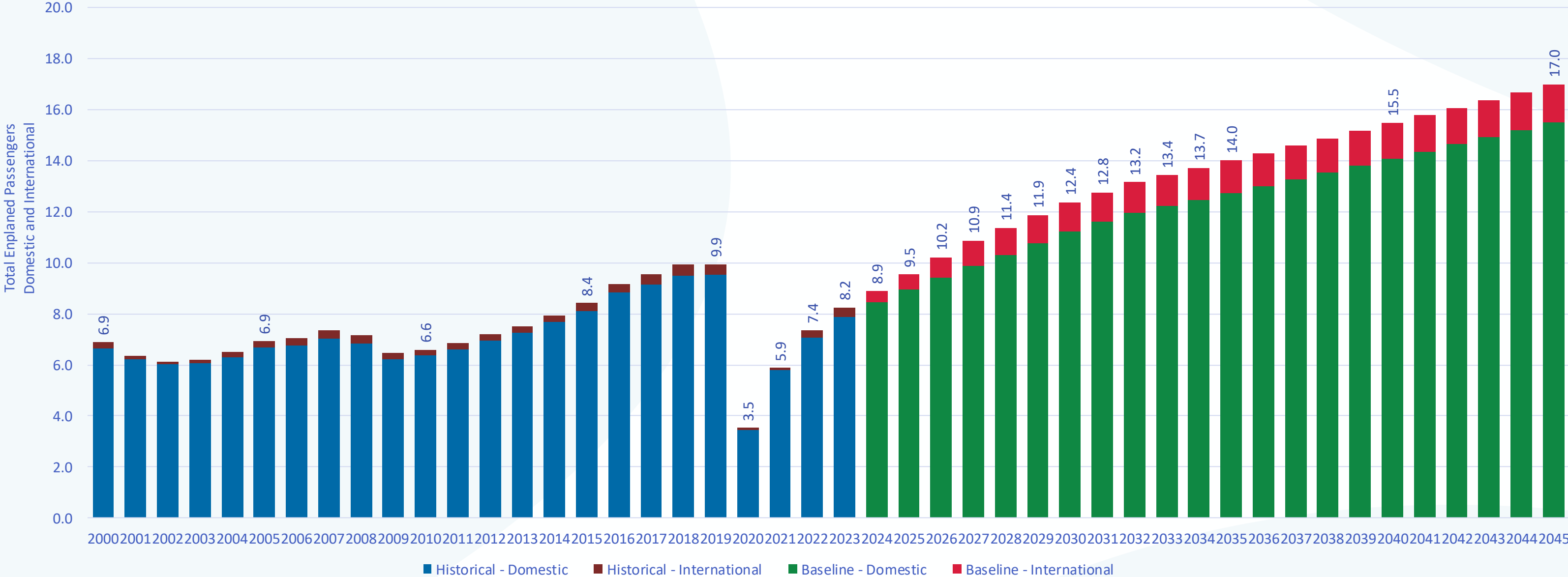
- Enplaned passengers are forecast to increase to 17 million in 2045



Sources: Port of Portland, March 2024; Cirium Diio, April 2024; Jacobs Consultancy, Master Plan Update, technical Memorandum No. 2 – Aviation Demand Forecast, September 2008; Ricondo & Associates, Inc., April 2024.

Passengers – Domestic & International

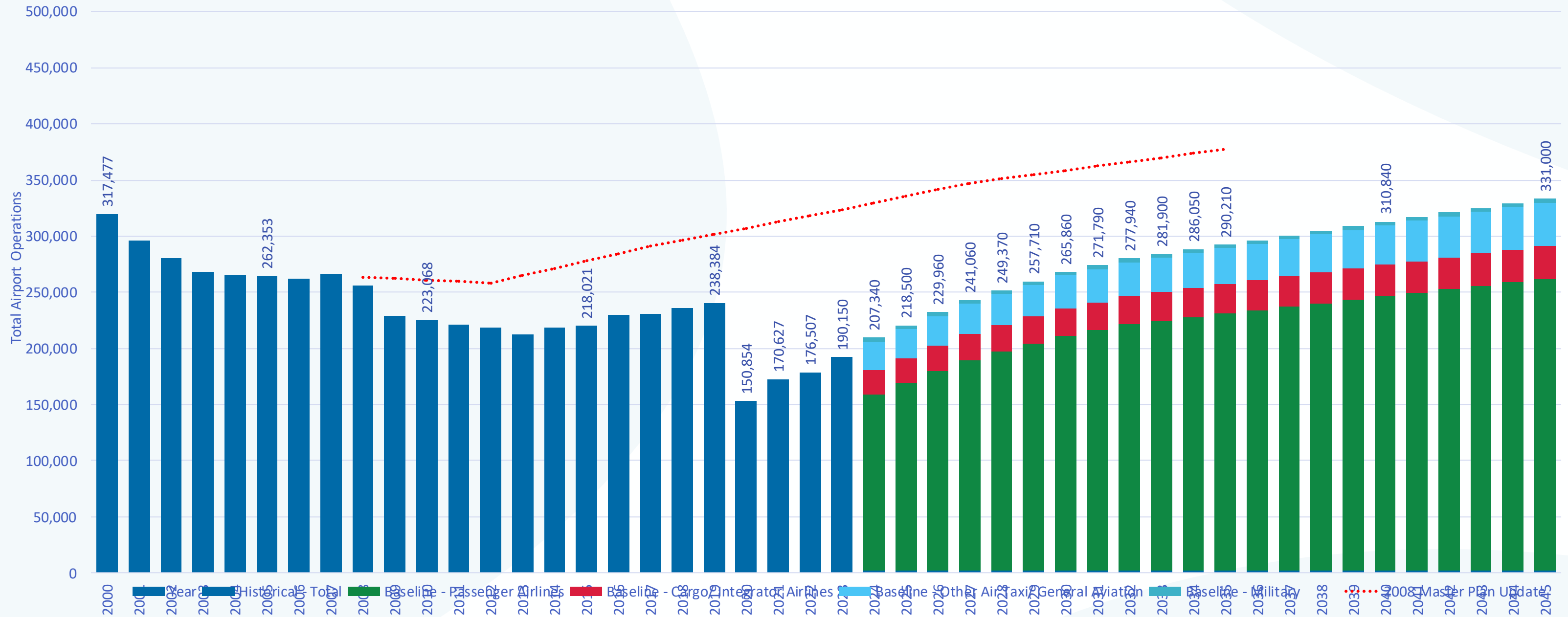
- Enplaned passenger segmentation in 2045: Domestic (15.5 million) and International (1.5 million)
- Domestic (91 percent) and International (9 percent)



Sources: Port of Portland, March 2024; Cirium Diio, April 2024; Ricondo & Associates, Inc., April 2024.

Operations Forecast Summary

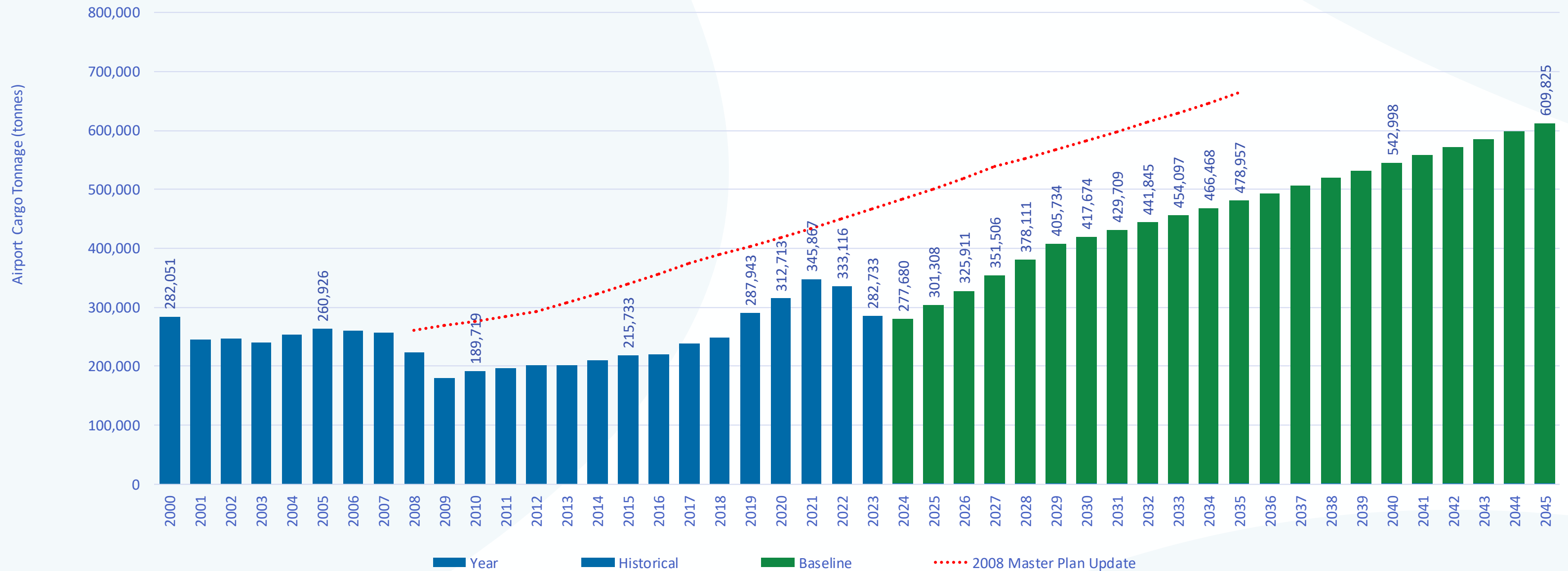
- Total airport operations are forecast to 331,000 operations in 2045



Sources: : Port of Portland, March 2024; Federal Aviation Operations Network, *Air Traffic Activity Data System and Traffic Flow Management System Counts*, March 2024; Jacobs Consultancy, *Master Plan Update, technical Memorandum No. 2 – Aviation Demand Forecast*, September 2008; Ricondo & Associates, Inc., April 2024.

Cargo Tonnage Summary

- Cargo tonnage is forecast to increase to approximately 610,000 metric tonnes in 2045



Sources: Port of Portland, March 2024; Boeing World Air Cargo Forecast 2022 – 2041 & Commercial Market Outlook 2023 – 2042; Jacobs Consultancy, Master Plan Update, technical Memorandum No. 2 – Aviation Demand Forecast, September 2008; Ricondo & Associates, Inc., April 2024.

Issues We're Watching

- **Airline Growth Constraints:** Labor, fleet availability.
- **Business Travel Recovery:** Still uneven, particular weakness on the West Coast.
- **International Challenges:** Europe strong, Asia headwinds remain.
- **Geopolitical & Economic Volatility:** Global conflicts, persistent inflation
- **ULCC Model Uncertainty:** Fundamentals & growth constraints not kind to ultra-low-cost carriers.
- **Industry Consolidation:** Mergers, including some close to home.

Q&A

Brainstorming Break

What are your plans for the upcoming summer months?



Impact Reduction Program Update



Sheree Temple
Intergovernmental Issues Manager



Impact Reduction Program

Sheree Temple, Intergovernmental Issues
Manager

Issue Overview

- Oregon has a disproportionality high level of homelessness
- Data shows that drivers are inadequate housing supply, raising rents and persistence of chronically homeless population – needing intensive services
- Systemic bottlenecks continue: Inflow to shelters exceeds outflows into permanent housing
- Oregon ranks first in the nation for methamphetamine and prescription opioid misuse, but ranks 50th in the nation in providing access to addiction treatment
- Oregon's American Indian, Alaska Native or Indigenous people made up 12.9% of the homeless and only 2.5% of Multnomah County's population.
- Black or African American people made up 17.2% of the homeless population, despite making up 7.1% of the Multnomah County population.

Issue Overview

- COVID resulted in regional deceleration of response
- The Port has hundreds of acres of undeveloped land and PDX is a hub
- Multiple departments were being tasked with response
- Jurisdictional complications



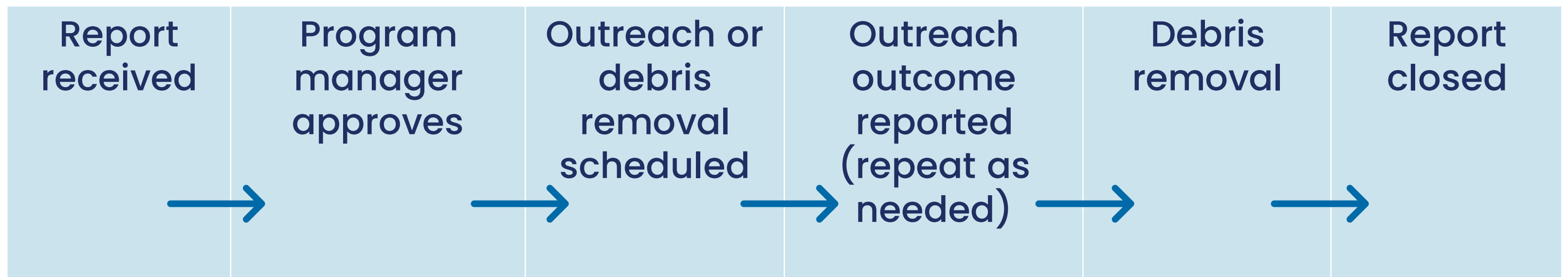
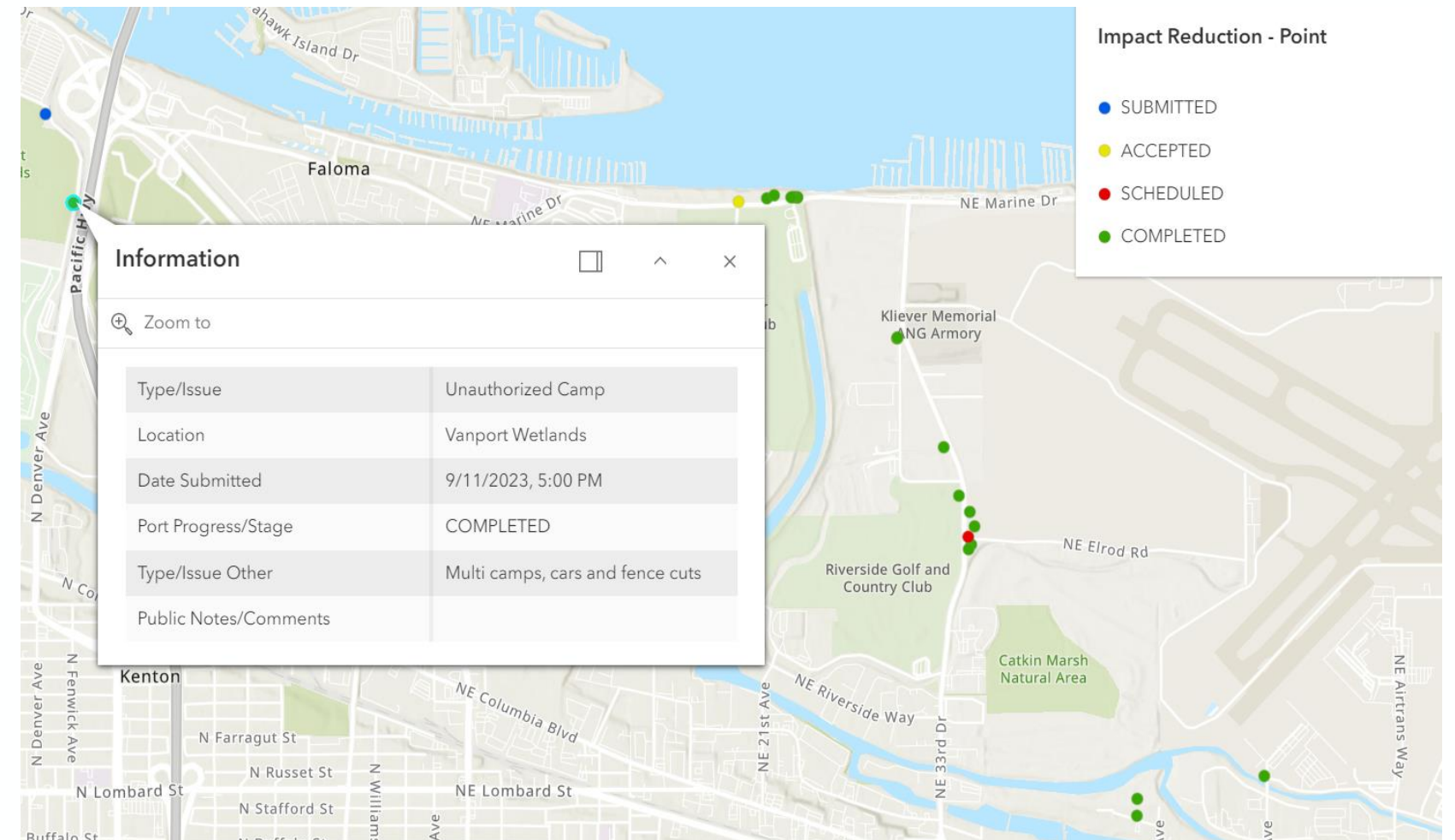
Impact Reduction Program

- Cross-functional Internal Workgroup
- Transparent Internal/External Reporting System
- Clear internal camp removal policy
 - Social service connections
- Preventative measures
 - Routine security patrols
- Community opportunities



Reporting System

- Impact Reduction Information System (IRIS)
- Simple form for internal/external use
- Live dashboard for updates
- Enhanced data collection



Humane Response and, Cleanup Policy

- No posting before outreach*
- Social services outreach
 - Compassionate and trauma-informed interactions
 - Connections to housing programs, mental health and addiction services
- Reduce need for law enforcement
- Posting/removal guidelines comply with local regulations
- Port can delay posting for active interventions or accelerate removal for dangerous conditions*

Preventative Measures & Community Involvement

- Routine patrols
- Connect people with services
- Enhanced treatment plans for undeveloped properties
- Support of non-profits and supportive housing measures and addiction treatment programs
- Housing supply and economic opportunity



**new
avenues**
FOR YOUTH



Tools Required

- ✓ Reporting system
 - (Public Launch Fall 2024)
- ✓ Social services contract
- ✓ Private security contract
- ✓ Cleanup services
- ✓ Law enforcement support
- ✓ Program manager



PDX COMMUNITY ADVISORY COMMITTEE
CHARTING A COURSE FOR PDX

Resilience Program Update



Danelle Peterson
Program Development Manager



Resilience Program Overview

Community Advisory Committee

May 22, 2024

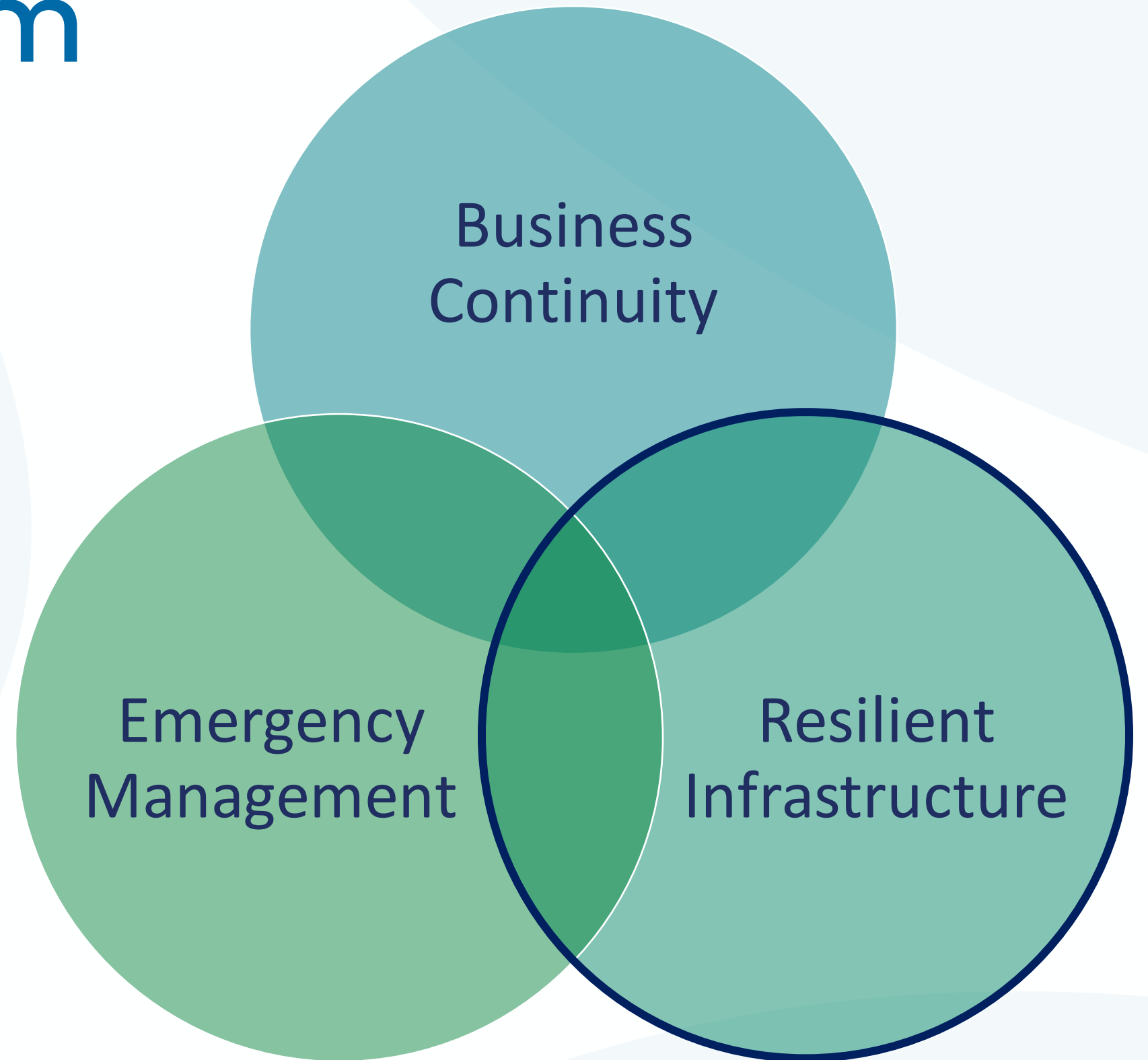
Presented by Danelle Peterson

Program background
Completed Projects
Current Work
Look Ahead



Resilience Program Goal

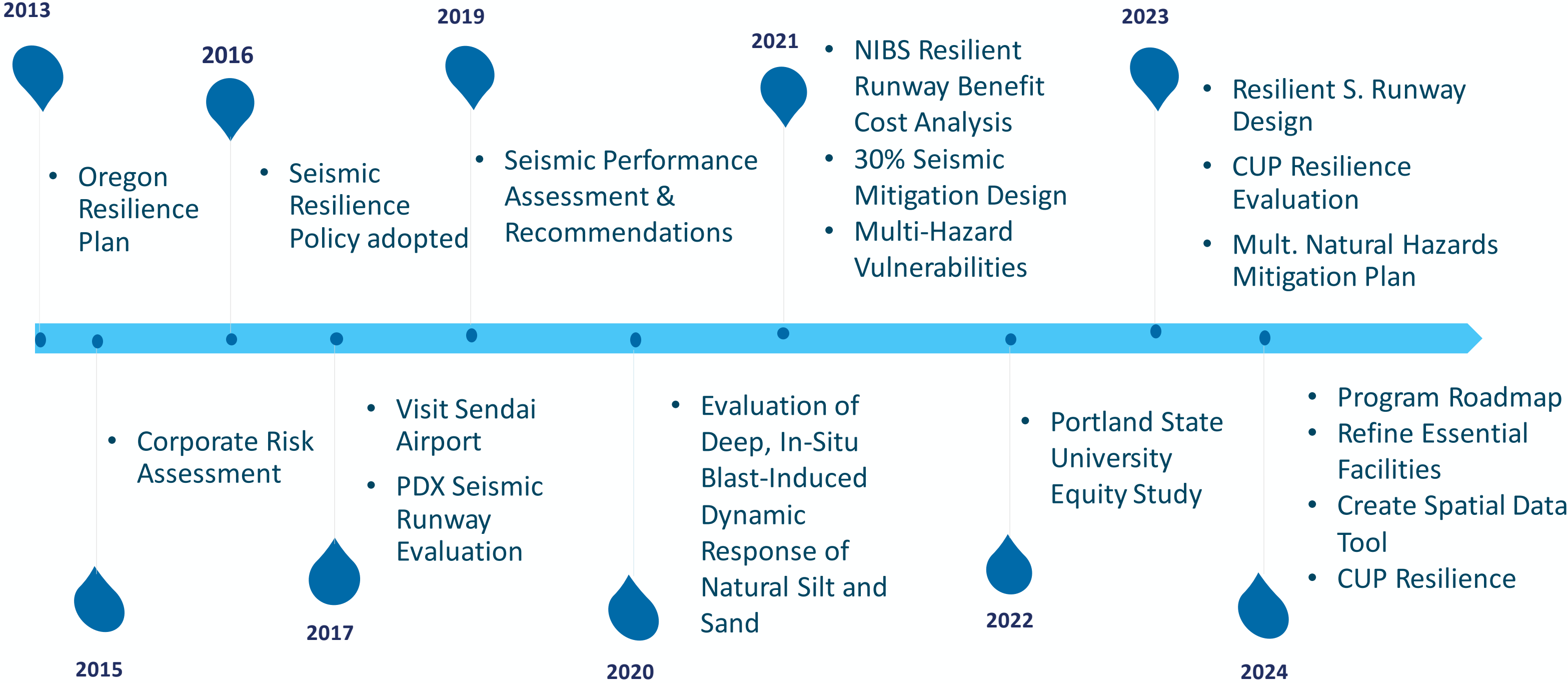
Prepare to withstand and recover from major disruptive events through strategic facility and utility planning, investment, and partnerships.



Resilient Infrastructure Planning

- Essential services
- Critical infrastructure
- Assess and mitigate
- Capital Investment Program considers asset management, climate and seismic resilience
- Coordination with local, state and federal partners

PDX Resilience Program Development

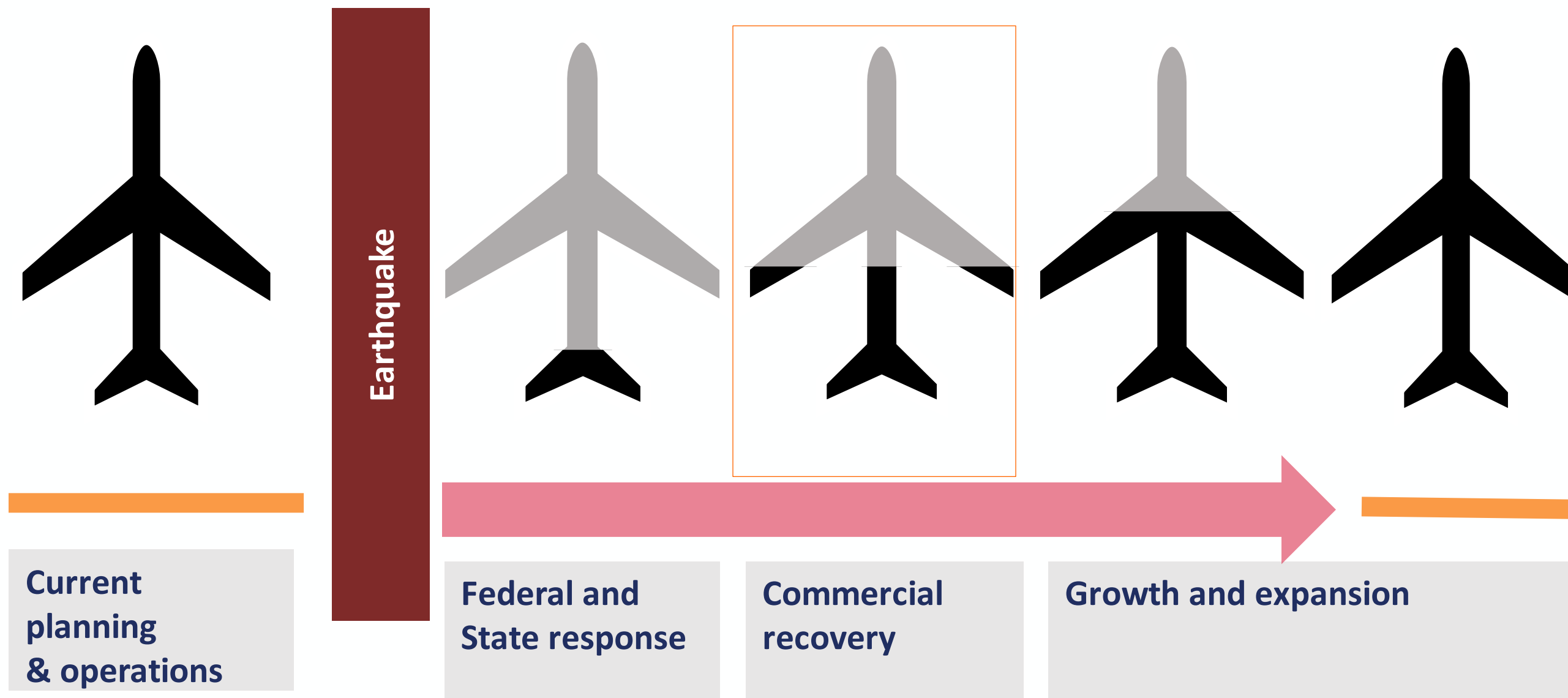


Little Airport

2023 Service: ~16 MAP*

Recovery Target: 6 MAP

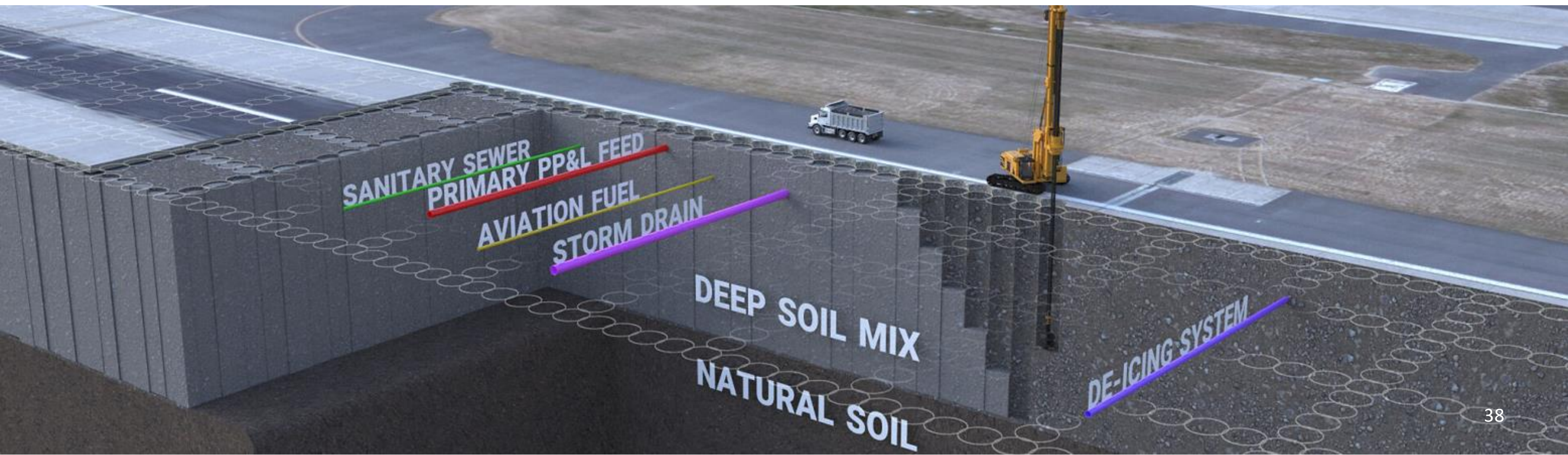
Future Service



*Million Airline Passengers per year

Planning for Resilient Runway

- Geotechnical Studies & OSU Partnership
- Equity Impact Study (PSU)
- State and Federal Funding
- Completed Preliminary Design, Final Design in progress



Resilient Runway Benefit–Cost Ratio



Benefit >\$7 B



Saves lives: medevac worth \$460 million in health and medical benefits



Speeds return to homes and workplaces: \$5.7 billion saved when experts arrive to help people return to 600,000 safe buildings



Avoids business interruption protects \$1.2 billion in regional, US economy reliant on PDX



Reduces repair cost: \$4 million in avoiding predictable runway damage

Project Site Map

RUNWAY 3-21

B4

B5

B6

B8

SOUTH RUNWAY

C6

C8

7,500'

Stabilized Based Width
180'

Stabilized based depth
52'

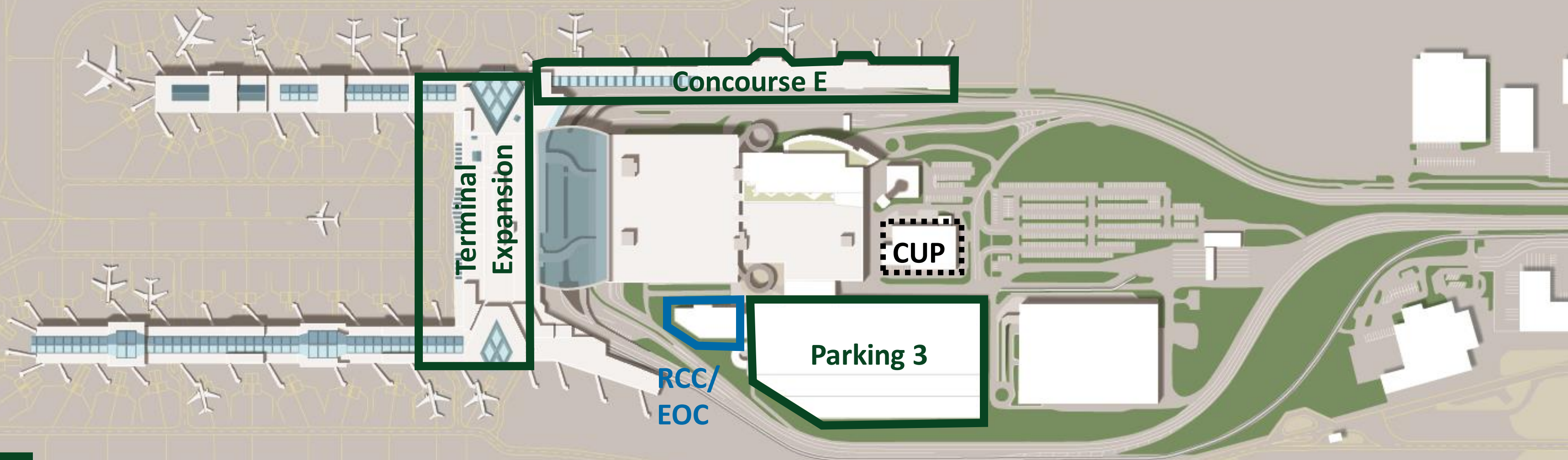



Central Utility Plant


- Corporate Seismic Risk Assessment Recommendation
- Evaluating Resilience Alternatives
- Opportunity to look at Climate Resilience
- Built in Redundancy
- Retrofitting vs new




Essential Facilities to Date



 **Occupiable** – safe to occupy, but not functional (power, communications)

 **Operational** – use the space as intended right away

 **TBD**

South Runway

Resilience Investments to Date

Planning and Design ~ \$2.9M

2015 Seismic Risk Assessment - \$0.4M

2017 PDX Seismic Evaluation - \$0.1M

2019 Deep Liquefaction - \$0.4M

2023 Seismic S. Runway Preliminary Design – \$1.6M

2024 Central Utility Plant - \$0.4M

Capital Improvements ~ \$216M

2011 Berth 604/605 Resilience Upgrade – \$4.4M

2021 Concourse E Extension - \$4M

2022 Parking and Consolidated Rent-a-Car -\$1.6M

2022 Rental Car Center - \$6.4M

2024 Terminal Core Expansion - \$200M

External Partnerships

Regional

- Regional Disaster Preparedness Organization
- Metro
- Oregon Dept. of Transportation
- Urban Flood Safety & Water Quality District
- Utilities
- Multnomah County
- City of Portland

State of Oregon

- State Resilience Officer
- Department of Aviation
- Office of Emergency Management
- Oregon Military Department

Federal

- Federal Emergency Management Agency
- USA Corps. of Engineers
- Dept. of Defense
- Federal Air Administration

Thank you

Roundtable

- Please keep topics relevant to the Committee's charge
- Please limit contributions to about 3 minutes
- Feel free to pass if you don't have anything to report

PDX CAC Charge

Support meaningful public dialogue related to PDX planning and development;

Provide an opportunity for the public to inform decision-making related to PDX;

and Increase public awareness about PDX and affected communities.



Evaluation Forms

For CAC Members

Evaluation forms for committee members have been sent via e-mail.

Contact arainnia.brown@portofportland.com
if you didn't receive a link to the online form.

Please complete and submit, including ideas for future CAC topics.

Thank you for your feedback!





PDX COMMUNITY ADVISORY COMMITTEE
CHARTING A COURSE FOR PDX

Save the Date!

PDX Housewarming Party

Monday, August 12, evening (times TBA)

Time to explore the new space, learn how PDX was built by people who love PDX, and plenty of time to celebrate and grab a shoe selfie.

Next Regular CAC Meeting

Fall: Dates to be announced



Closing Comments

...and Thank You!

